



KIM LONG MOTOR



Kim Long 99-N₄₂


EXTERIOR

KimLong 99-N42 stands out for its excellence inside and out. As an eco-friendly coach, it is designed to meet diverse operational demands in the Thailand market, ensuring a sustainable and enjoyable coach travel experience for passengers.



FRONT GRILLE

Bold character lines enhance the prominence and strength of the front fascia.



LIGHTING SYSTEM

The modern vertically arranged LED headlamp cluster provides superior illumination and enhances driver visibility.




REARVIEW MIRROR

Power-adjustable, integrated with blind-spot mirrors providing a wider vision and higher safety.



EMERGENCY EXIT DOOR

Designed to ensure rapid and safe evacuation in emergency situations.



REAR LAMP CLUSTER

Vertically arranged with integrated brake, turn and reverse lights for enhanced visibility and styling.



LARGE LUGGAGE COMPARTMENT

Spacious, providing ample storage for long-distance journeys.



DEDICATED DRIVER'S DOOR

Convenient driver access and enhanced operational safety.



INFRARED REAR CAMERA

Positioned under the rear spoiler to assist the driver in observing obstacles for reversing safely.

INTERIOR



Integrated many features to provide convenient and comfortable driving conditions



The air-balanced driver seat ensures optimal comfort during the journey



4 Interior & exterior monitoring cameras



Full LCD shows information more clearly



Start/ Stop push-button system



7-inch Android screen with multimedia connectivity


Kimlong 99-N42




The premium passenger cabin creating a comfortable space for long journeys



Spacious seats upholstered in high-quality materials ensure superior comfort throughout the journey



UV print ceiling light & luggage rack



Cup holder & multifunctional hook for personal items



50L large-capacity fridge




Thai-standard 3-layer floor: aluminum, wood-grain leather & flame-retardant leather



WC inside the car for passenger's comfort during the long journey



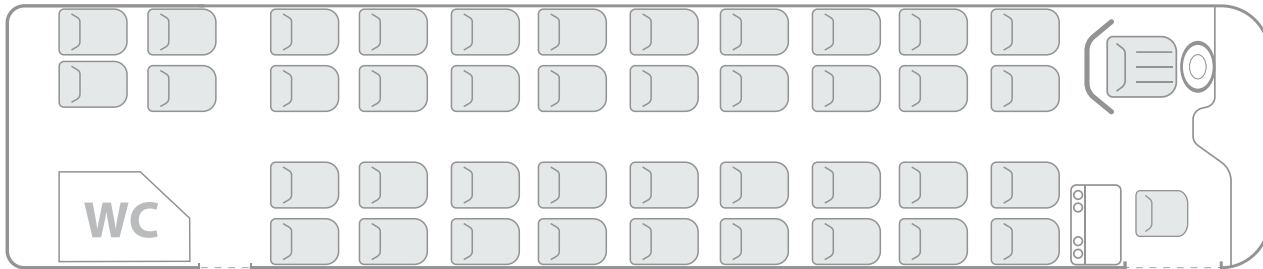
43-inch Android TV



USB-C charging ports




Individual air vent, reading light and speaker for convenient experience



42-SEATS VERSION (WITH WC)

CHASSIS & ELECTRONIC COOLING FANS


The vehicle is built on a monocoque chassis that meets European safety standards for optimized load-bearing capacity. The entire body is ED-coated on a modern production line, strengthening surface durability and longevity.



7-fan cooling system installed on the right side of the engine compartment, ECU-controlled via coolant temperature sensors, ensuring efficient cooling, fuel saving and reduced noise.

ENGINE

KimLong 99-N42 Powered by the new-generation **YUCHAI YCK11410-50** engine (10,979 cc), compliant with Euro 5 emission standards, delivering powerful performance and excellent fuel efficiency of only 19–22 L/100 km. The engine is produced on a modern production line at the YUCHAI engine manufacturing plant in the KIM LONG MOTOR Hue automotive manufacturing and assembly industrial park.



MAXIMUM POWER

410 Ps
1,900 rpm


MAXIMUM TORQUE

2,000 Nm
950~1,400 rpm


SMART SAFETY FEATURES



Drum brake system with ABS/ASR, ensuring safer and more efficient braking.



TERCA electromagnetic retarder ensures effective speed control, reducing main brake wear and maintaining stable performance.



6-bag air suspension system Combined with hydraulic shock absorbers Ensuring smooth and stable driving on all terrains.



Premium aluminum alloy wheels combined with MICHELIN tires reduce weight, improve durability and fuel efficiency while ensuring optimal grip and stable, safe operation.

COLORS & GRAPHICS

Yellow



Blue



Navy Blue



Red



Bronze



Color options available

Graphic/decals customization available

DISTINCTIVE IDENTITY

Kimlong 99-N42 delivers refined and luxurious designs, helping customers express a unique brand identity and distinctive style.

* Vehicle color and pattern are for reference only, in reality according to customer orders.

OPERATION



Kimlong 99-N₄₂ offers great performance on all road types due to its new generation engine platform, superior transmission system, and innovative chassis, which not only ensures safe journeys but also provides maximum comfort to passengers.

SPECIFICATIONS

Kim Long 99-N42

TYPE OF VEHICLE		
DIMENSIONS		
Wheelbase	mm	5,825
Overall Dimensions	mm	12,000 x 2,550 x 3,580
Ground Clearance	mm	180
Turning Radius	mm	10,430
Front/ Rear Overhang	mm	2,820/3,350
Luggage Compartment Height	mm	935
WEIGHT		
Curb Weight	kg	13,520
Gross Vehicle Weight	kg	17,400
INTERIOR		
Maximum Occupancy (Including Driver)	-	40 + 02 (driver + co-driver)
Aisle Height	mm	1,890
Aisle Width	mm	420
Seat Pitch	mm	835
ENGINE		
Model	-	YCK11410-50
Cylinder Displacement	cc	10,979
Maximum Power	Ps/ rpm	410/1,900
Maximum Torque	Nm/ rpm	2,000/950-1,400
Emission Standard	-	Euro5
Cooling Type	-	Electronic control
DRIVETRAIN SYSTEM		
Transmission	-	FAST 6DSX200T - Manual Transmission 6 forward and 1 reverse level 7.04/4.1/2.48/1.56/1.000/0.74/R6.26
Axle Ratio	-	3.364
Wheel & Tire	-	MICHELIN-295/80R22.5
SUSPENSION SYSTEM		
Front	-	Air suspension, 2 airbag, 2 absorbers, stabilizers
Rear	-	Air suspension, 4 airbag, 4 absorbers, stabilizers
Air Spring	-	Continental 945N6
BRAKING SYSTEM		
Main Brake	-	Dual cavity, Drum brake, Pneumatically actuated, dual independent circuits
Auxiliary Brake	-	Electric retarder TERCA TB24
Safety System	-	ABS & ASR
OTHER FEATURES		
Gradeability	%	32
Maximum Speed	Km/h	119
Air Conditioning	Kcal/hr	32,000 kcal/h (126,000BTU/h), SONGZ
Fuel Capacity	Liter	400
Battery	Ah	200 (4 batteries)

* Product specifications and images may change over time.



บริษัท กิจเสรษฐี โมบิลิตี้ (ประเทศไทย) จำกัด

โทร.091-115-5558, 092-723-9998 Call Center : 086-099-9799E-mail : Admin@kijsetthi.com

